



KU-60 1000V Series

KU260-6BPA

CUTTING EDGE TECHNOLOGY

As a pioneer with four decades of experience in the development of photovoltaic systems, Kyocera drives the market as a leading provider of PV products. We demonstrate our *Kaizen* philosophy, or commitment to continuous improvement, by setting the industry standard in the innovation of best-in-class solar energy equipment.

QUALITY BUILT IN


- UV-stabilized, anodized aluminum frame in black
- Supported by major mounting structure manufacturers
- Easily accessible grounding points on all four corners for fast installation
- Proven junction box technology with 12 AWG PV wire works with transformerless inverters
- Amphenol locking plug-in connectors provide safe, quick connections

PROVEN RELIABILITY

- Kyocera modules confirmed by the Desert Knowledge Australia Solar Centre to have the highest average output of any crystalline module
- First module manufacturer in the world to pass long-term sequential testing performed by TÜV Rheinland
- This series construction also passed TÜV Rheinland's Salt Mist Corrosion Test at Severity Level 6, the most intense test conditions available
- Only module manufacturer to achieve the rank of "Performance Leader" in all six categories of GTM Research's 2014 PV Module Reliability Scorecard

CERTIFICATIONS

- UL1703 Certified and Registered, UL Module Fire Performance: Type 2, CEC
- NEC2008 Compliant, IEC 61215/61730, and ISO 14001
- IEC61701 Ed.2 Severity 6 (Salt Mist Corrosion Test)



OUR VALUED PARTNER



ELECTRICAL SPECIFICATIONS

Standard Test Conditions (STC)
 STC=1000 W/M² irradiance, 25°C module temperature, AM 1.5 spectrum*

KU260-6BPA		
P _{max}	260	W
V _{mp}	31.0	V
I _{mp}	8.39	A
V _{oc}	38.3	V
I _{sc}	9.09	A
P _{tolerance}	+5/-0	%

Nominal Operating Cell Temperature Conditions (NOCT)
 NOCT=800 W/M² irradiance, 20°C ambient temperature, AM 1.5 spectrum*

T _{NOCT}	45	°C
P _{max}	187	W
V _{mp}	27.9	V
I _{mp}	6.71	A
V _{oc}	35.1	V
I _{sc}	7.36	A
PTC	229.8	W

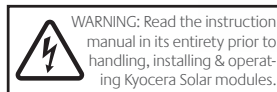
Temperature Coefficients

P _{max}	-0.45	%/°C
V _{mp}	-0.48	%/°C
I _{mp}	0.02	%/°C
V _{oc}	-0.36	%/°C
I _{sc}	0.06	%/°C
Operating Temp	-40 to +90	°C

System Design

Series Fuse Rating	15 A
Maximum DC System Voltage (UL)	1000 V
Hailstone Impact	in (25mm) @ 51 mp (23m/s)

*Subject to simulator measurement uncertainty of +/- 3%.
 KYOCERA reserves the right to modify these specifications without notice.



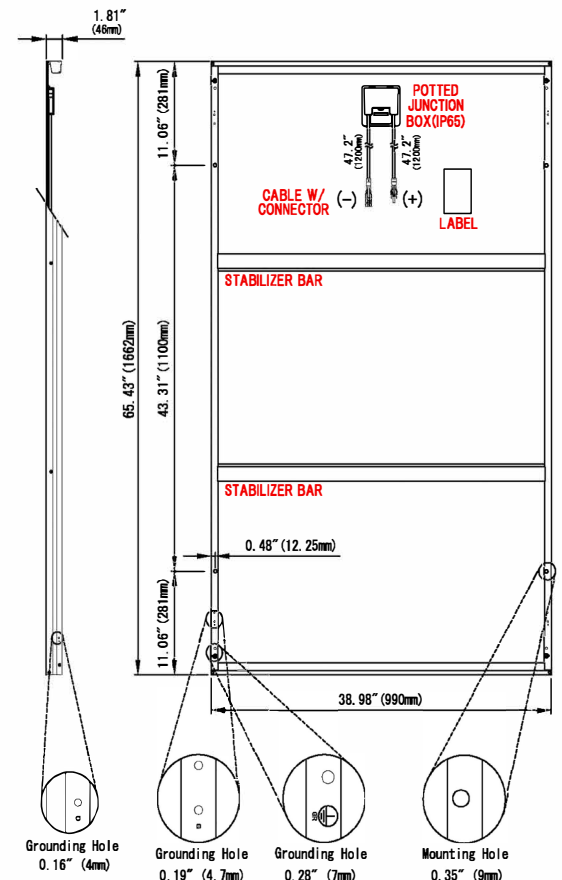
NEC 2008 COMPLIANT
 UL 1703 LISTED
 O40114

MODULE CHARACTERISTICS

Cells per module:	60 (6 x 10)
Dimensions: length/width/height	65.43in/38.98in/1.81in (1662mm/990mm/46mm)
Weight:	44.1lbs (20.0kg)

PACKAGING SPECIFICATIONS

Modules per pallet:	20
Pallets per 53' container:	36
Pallet box dimensions: length/width/height	66in/40in/47in (1675mm/1005mm/1175mm)
Pallet box weight:	990lbs (450kg)



FRAME CROSS SECTION DIAGRAM

